
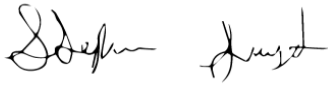
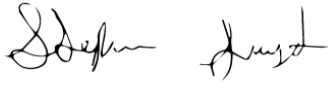




**Power Washer
Standard Operating Procedure
QEHS P 021 (V2)**

The signatures below certify that this Quality Manual has been reviewed and accepted and demonstrates that the signatories are aware of all the requirements contained herein and are committed to ensuring their provision.

	Signature	Position	Date
Prepared by		EHS Manager	07/06/2022
Reviewed by		Director	21/06/2022
Approved by		Director	21/06/2022

COMPANY PROPRIETARY INFORMATION

This document is an uncontrolled copy of a controlled document held by the Quality Management System. Prior to use, ensure this document is the most recent revision by checking the Master Document List. To request changes, submit a Document Change Request to the Document Control Representative.

Date	Version	Context	Initial
24-05-2021	1	Procedure implemented into Management System	KR
07-06-2022	2	Cover page changed and ISO logos added. Some changes to wording and format and numbering	BG

P 021 Power Washing Procedure

Quality, Environment, Health & Safety

Contents

1.0 Introduction/Purpose.....	4
2.0 Scope/Application.....	4
3.0 Reference Documentation.....	4
4.0 Terms and Definitions.....	5
5.0 Responsibility	5
6.0 Process	5
7.0 Review	6

1.0 Introduction/Purpose

This procedure describes the safe working procedure for operating a power/pressure washer.

2.0 Scope/Application

This covers all manual works involved in power washing.

Refer to Evergreen Fields Ltd Safety Statement for all of Evergreen Fields Ltd. safe systems of work.

3.0 Reference Documentation

Reference	Document Title	version
	Safety Statement	2
QEHS P 010	Emergency & Evacuation Response Plan	2

4.0 Terms and Definitions

Term	Definition
Document	Information & supporting medium
Procedure	Specified way to carry out an activity or process
Quality manual	Document specifying the QEHS management system
Record	Document stating results or data relating to activities performed
Specification	Document stating requirements

5.0 Responsibility

The management representative will establish and review this procedure. The management representative is responsible for implementing the plan. Senior management is responsible for ensuring this happens.

6.0 Process

This procedure must be read in conjunction with the Safety Statement

- The power wash unit must be maintained as per the manufacturer's/supplier's instructions.
- The washer must be visually inspected before use and if it appears to be damaged it must be removed from service and marked up as damaged.
- The unit may only be operated by approved persons instructed in its safe use.
- The operator must wear the appropriate PPE. which will include but not limited to eye protection, gloves, safety boots.
- The water jet from the washer must not be directed at any person.
- Persons must not climb steps or ladders with the hose in their hands.
- The operator must not use the washer while on steps or ladders.
- The water jet must not be directed at electrical control points or any electrical installations.
- The washer should be used at the lowest pressure needed to complete the task.
- The unit should be kept as close to the area being washed as practically possible. The operator should avoid having the hose trailing unnecessarily.
- Once the task is complete, the washer should be switched off, the hose tidied into a neat coil and the unit moved to a safe location if needed.
- The unit must be kept in a clean state.
- The operator must be aware of the location of the First Aid box at the relevant site.
- The operator must report any accident/incident/near miss to Evergreen Fields Ltd. management as soon as possible after its occurrence.
- Any spillages of fuel, chemicals etc. must be contained immediately following the Emergency Response Plan (QEHS P 010), or any site-specific emergency response plan.

- While cleaning any hard-standing area, the operator must observe site personnel and traffic movements. Washing should be momentarily stopped to allow the safe passage of individuals if they are positioned in the area being directly washed or near the operation.
- When washing a machine/plant item the machine/plant item must be switched off. If the machine/plant item must be on to be cleaned (e.g., to expose certain parts), then the machine/plant item must be operated by an authorized individual.

7.0 Review

This document is to be reviewed on an annual basis by management representative or as required by senior management.